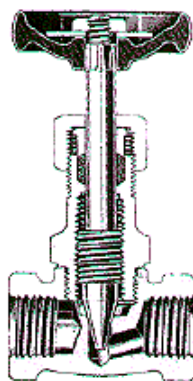
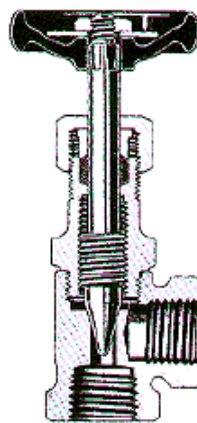
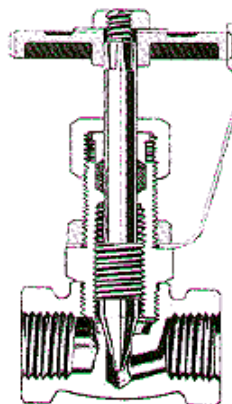
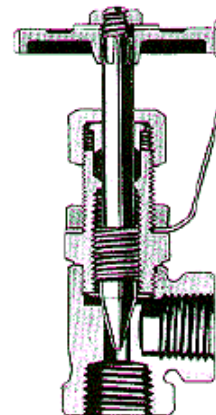


Class

200Lunkenheimer
Needle Valves200 lb SP 550°F
400 lb WOG

Bronze needle valves, Screw end

Globe
Bronze stem
Fig 906-BSAngle
Bronze stem
Fig 907-BSGlobe
Bronze stem with
regulating wheel
and indicator
Fig 1565Angle
Bronze stem with
regulating wheel
and indicator
Fig 1566

Designed for fine, accurate regulation of flow to gauges and other delicate instruments. Compact and well suited for installation in close quarters. Globe models are offered with either bronze or steel stem.

Bodies and bonnets Precisely finished to assure accurate alignment of stem/disc and valve seat. Made of the highest quality steam bronze to resist wear and corrosion. Screw-in bonnet design includes large wrench grip.

Discs
Needle valve/stem discs Thread pitch is extremely fine, providing for unusually close regulation.

Bronze stem/discs Available in globe and angle models. Exceptionally resistant to wear, corrosion, and embrittlement.

Seats Integral. Angle of tapered seating face at end of stem is 30°.

Repacking Repackable under pressure when wide open.

Hexagon head gland Permits the use of a light wrench to easily loosen and raise gland. Insures against leakage at the stem.

Handwheels Two types available:
Non-slip design insures tight closing. (Sizes

1/8" and 1/4" do not have cross-bar extension.)

Indicator handwheel has numbered graduation marks which permit resetting the valve to predetermined degree of opening. A spring ratchet holds the valve at its setting.



Dimensions in inches Weights in Pounds

Size	1/8	1/4	3/8	1/2	3/4	1
A	1 3/8	1 1/2	1 7/8	2 1/16	2 3/4	3 1/4
C	1 1/16	3/4	1 1/16	1 1/32	1 3/8	1 5/8
E and F BS	2 5/8	2 11/16	3 1/2	3 5/8	4 13/16	5 1/16
G	1 1/2	1 1/2	2 1/4	2 1/4	3	3 1/2
H	—	1 1/2	2	2	—	—
K and L	—	2 11/16	3 3/8	3 1/2	—	—
Seat Dia BS	1/8	3/16	1/4	5/16	7/16	9/16
Fig 906 BS, 907 BS Wts	.3	.4	.6	.8	1.6	2.3
Fig 1565, 1566 Wts	—	.6	.7	.9	← Fig 1565 ONLY	



Principal Parts and Materials

Part	Fig	Material	ASTM
Body & Bonnet	All	S-1 Steam Bronze	B 61
Disc and Stem	906 BS, 1565, 1566, 907 BS	Stemalloy, Rod (C69700)	B371
Packing	All	JC 168 Kevlar	—

These valves comply with ANSI B16.34 and MSS-SP-80

LUNKENHEIMER®
THE ONE *great* NAME IN VALVES

CINCINNATI VALVE COMPANY
LICENSEE OF LUNKENHEIMER VALVES

P.O. BOX 141451, CINCINNATI, OH 45250-1451, U.S.A.
PHONE: 513-471-8258, FAX: 513-471-8327